



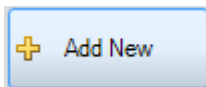
How to use the ONCOCHART Quality Measure Calculator

The ONCOCHART Quality Measures (CQM) calculator is designed to help you keep track of your facility's progress and/or compliance. It will automatically calculate all the numerators, denominators and exclusions with the click of a button! If you prefer, you can calculate these values for each individual measure separately.

The numerator, denominator and exclusion values are based on the quality data you've entered into ONCOCHART. For a list of our current Quality measures, you can visit our [Quality webpage](#). The instructions below should help you better understand this tool's function and how to use it.

Create a new Quality calculator report.

1. Utilities > Utilities > Clinical Quality Measures Calculations

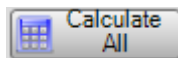


2. Click

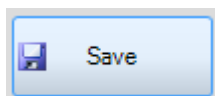
3. Make selections for the following

- Provider
- Include Cases From
- Include Cases To
- CQM Version
- Information Recipient

4. Click Calculate All



5. Save the report





Interpret your Quality calculator results

1. View Results

- A. Numerator – number of patients for which the measure has been satisfied
- B. Denominator – number of patients who are eligible for the measure
- C. Denominator Exclusions
- D. Unsatisfied Results – A patient showing here is not always a sign of an issue
- E. Calculate/Re-Calculate individual measure
- F. Help button

CLINICAL QUALITY MEASURE CALCULATIONS

Report Title: Quality Measures - (12/31/2019-12/31/2019) Provider: BOGARDUS, CARL R, MD

Include Cases From: 1/1/2019 Include Cases To: 12/31/2019 CQM Version: 2019 Measures Information Recipient: MIPS - Individual Send Automatic Email Result To: [] Calculate All

Breast Cancer Screening (Quality ID 112)
 Description: Percentage of women 50-74 years of age who had a mammogram to screen for breast cancer.
 Exclusion: Women who had a bilateral mastectomy or for whom there is evidence of two unilateral mastectomies

A. 1 / B. 2 = 50% Exclusion: 0 C.

D. [Submit (Optional)] E. [Calculate All] F. [Help]

Access an existing Quality calculator report

1. Utilities > Utilities > Clinical Quality Measure Calculations
2. Highlight your entry then click *Edit Selected* to view and/or recalculate this report.
3. Click *View Report* to generate a single report that will display your last saved progress.
4. Click *Completed* to hide the entry on the form. Click *View Completed* to display all entries.

CLINICAL QUALITY MEASURE CALCULATIONS

Physician	Title	From	To	Completed	Recipient Email
BOGARDUS, CARL R, MD	Quality Measures - (1/1/2019-12/31/2019)	01/01/2019	12/31/2019	<input checked="" type="checkbox"/>	
BOGARDUS, CARL R, MD	Quality Measures - (1/1/2018-12/31/2018)	01/01/2018	12/31/2018	<input type="checkbox"/>	

View Completed

+ Add New Edit Selected View Report Exit



Notes

- Clicking on the **Edit Selected** button, rather than **Add New** will allow you to view an existing Quality calculations report
- An existing Quality calculations report is a representation of the last saved state of your data. When opening an existing Quality calculations report be sure to click **Calculate All**, so that you will have the most recent data in the calculator.